


BCS Academy of Computing Website academy.bcs.org

Introduction

The site supports user-generated content in the form of blog posts, news stories, discussions and events for our events calendar. All areas of the Academy website are in the public domain so any submitted content will be viewable by all. To create content you will need a login. You can obtain a login by either being a BCS member or by registering for an account using an ac.uk email address.

Logging-in

A login link can be found in the header section of all pages on the site. BCS members with login details for the main BCS site can use the same login credentials for the Academy site. To login as a BCS member use the left-hand option on the login page. If you have created an account using an ac.uk email address domain you should use the right-hand option on the login page. If you don't have an account you will be prompted to register for one on this page.



The screenshot shows the login page of the BCS Academy of Computing website. At the top left is the BCS logo and name. To the right are navigation links for Home, BCS website, and Login, along with text size and contrast settings. A search bar is located in the top right. Below the navigation is a menu with links for About the Academy, Our activities, News, Blogs, Discussions, and Events. The main heading is "LOGIN". The page offers two login options: "Are you a BCS member?" with a "Log in via the BCS website" button, and "Not a BCS member, but have an ac.uk email address?" with a "Register for an account" link and a "Login as an ac.uk user" button. The footer contains the BCS logo, contact information, and copyright details.

Home | BCS website | Login Text size A A Contrast

Search this site

About the Academy | Our activities | News | Blogs | Discussions | Events

Your location: > Login

LOGIN

2 simple options to login:

Are you a BCS member?
Login using your BCS credentials.
[Log in via the BCS website](#)
You will be returned to this site after you have logged in.
Find out more about [BCS Membership](#)

Not a BCS member, but have an ac.uk email address?
[Register for an account](#) to access the signed-in features of this website.
Registered ac.uk account users login below:
[Login as an ac.uk user](#)

Contact us
Accessibility
Legal, privacy and cookies notices

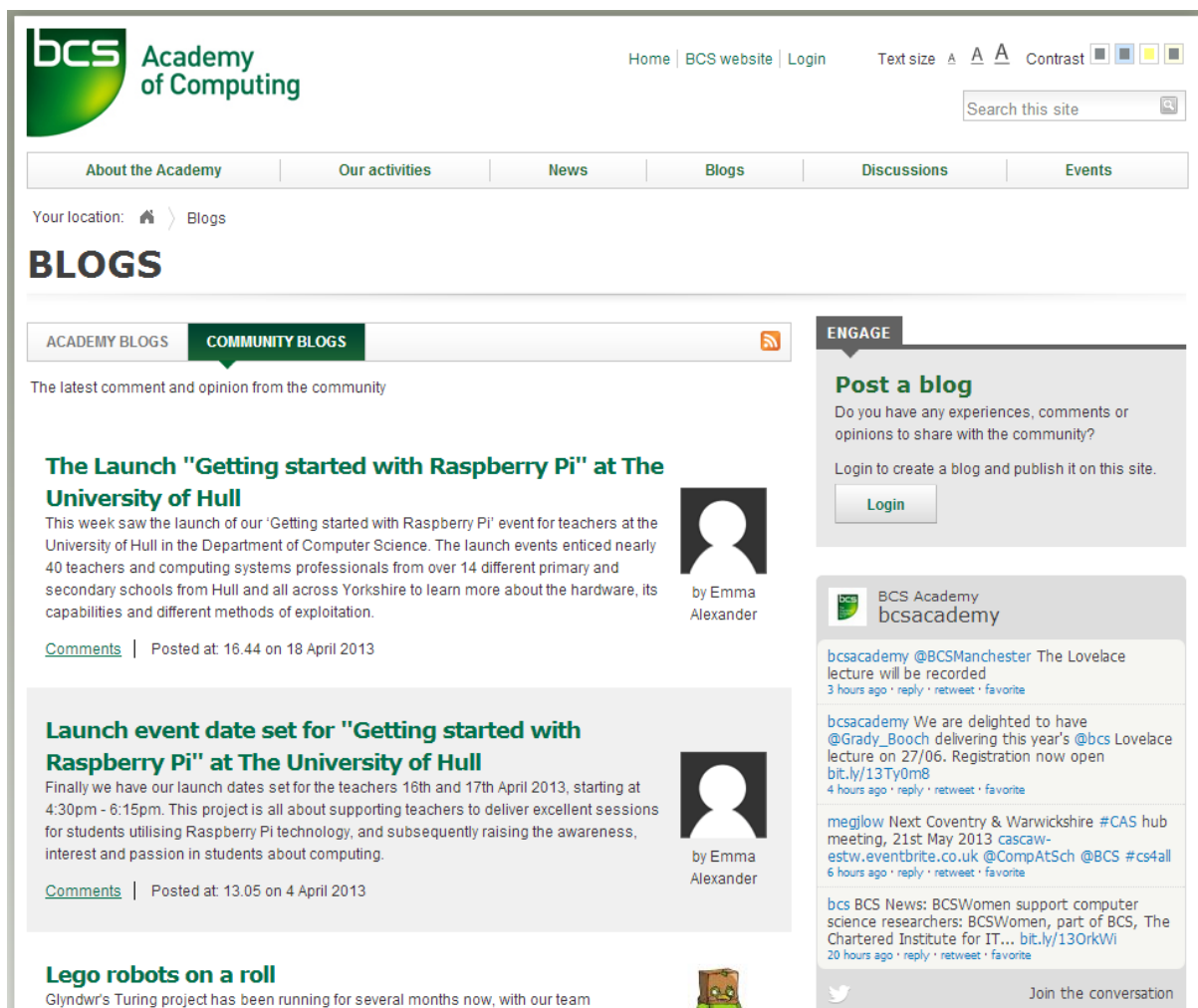
Copyright BCS 2012 | BCS is a registered charity. No 292786

Posting a blog/news item

Any user of the site with a login can create a blog post or news item. Both the blogs and news areas of the site are divided into Academy and Community sections. Any user generated content will appear in the Community sections. Publication on the site occurs automatically once you have chosen the 'Publish' option in the blogs/news creation page

Whilst in the blogs or news areas of the site there are 'post a blog' or 'post a news story' links permanently on the right-hand side of the page. Simply click on this to create a blog post or news story. If you are already logged-in you will go straight through to the blog/news creation page. If you are not logged-in you will be prompted to do so and then re-directed to the blog/news creation page.

Blogs and news stories allow for visitors to submit comments. Any visitor to the site can submit a comment but any comments from users not logged-in at the time will be moderated before appearing on the site.



The screenshot shows the BCS Academy of Computing website interface. At the top, there is a navigation bar with links for Home, BCS website, and Login. A search bar is located on the right. Below the navigation bar, there is a menu with categories: About the Academy, Our activities, News, Blogs, Discussions, and Events. The current page is 'Blogs', as indicated by the breadcrumb 'Your location: > Blogs'. The main content area is titled 'BLOGS' and has two tabs: 'ACADEMY BLOGS' and 'COMMUNITY BLOGS'. The 'COMMUNITY BLOGS' tab is active. Below the tabs, there is a section for 'The latest comment and opinion from the community'. The first blog post is titled 'The Launch "Getting started with Raspberry Pi" at The University of Hull' by Emma Alexander, posted on 18 April 2013. The second blog post is titled 'Launch event date set for "Getting started with Raspberry Pi" at The University of Hull' by Emma Alexander, posted on 4 April 2013. The third blog post is titled 'Lego robots on a roll' by Glyndwr's Turing project. On the right side of the page, there is an 'ENGAGE' section with a 'Post a blog' button and a 'Login' button. Below the 'ENGAGE' section, there is a Twitter feed showing tweets from @BCSManchester, @BCS Lovelace, and @Grady_Booch.

Submitting an event

Any user of the site with a login can submit an event for inclusion on the events calendar. These will need to be approved before they will appear on the site. This will typically be approved within 24 hours.

Whilst in the events area of the site there is an 'add an event' link on the right-hand side of the page. Simply click on this to create an event. If you are already logged-in you will go straight through to the event creation page. If you are not logged-in you will be prompted to do so and then re-directed to the event creation page.


FIND AN EVENT

The BCS Academy promotes a variety of computing-related events. Registered users of this site can also submit their events for inclusion in the calendar and new events appear on a regular basis.

You can search for an event by using the search fields below, by viewing the map or by using the calendar. A selection of forthcoming events are listed below.

Location
e.g. Town, City, or Postcode

Keywords
e.g. subject area, organisation name



Map Satellite

EVENTS

May
23 [London Hopper Colloquium](#)
BCS London, First Floor, The Davidson Building, 5 Southampton Street, London, WC2E 7HA
23 May, London, BCS and University College London

May
23 [Karen Spärck Jones lecture](#)
BCS London, First Floor, The Davidson Building, 5 Southampton Street, London, WC2E 7HA
23 May, London, BCS

Jun
27 [BCS Lovelace Lecture 2013](#)
Institute of Physics, 76 Portland Place, London, W1B 1NT
27 Jun, London, BCS Academy of Computing

« April 2013 »

| S | M | T | W | T | F | S |
|----|----|----|----|----|----|----|
| | 1 | 2 | 3 | 4 | 5 | 6 |
| 7 | 8 | 9 | 10 | 11 | 12 | 13 |
| 14 | 15 | 16 | 17 | 18 | 19 | 20 |
| 21 | 22 | 23 | 24 | 25 | 26 | 27 |
| 28 | 29 | 30 | | | | |

ADD AN EVENT

Do you have an event that you would like to promote?


Login and complete our online form to include your event on the calendar

Participating in a discussion thread

Any user of the site with a login can submit a reply to a discussion thread. Responses will appear on the site automatically.

If you are logged-in and viewing a discussion thread you can go ahead and submit your response in the section beneath the main thread. If you are not logged-in you will be prompted to do so and then re-directed to the discussion thread to submit your response.

You can also suggest a new discussion thread by using the email link on the right-hand side of the discussion forum page.



The screenshot shows the BCS Academy of Computing website's Discussion Forum. At the top, there is a navigation bar with links for Home, BCS website, and Login. A search box is located on the right. Below the navigation bar is a menu with categories: About the Academy, Our activities, News, Blogs, Discussions, and Events. The main heading is "DISCUSSION FORUM". Underneath, there is a "LATEST ACTIVITY" section with a sorting dropdown set to "Latest". Three discussion threads are listed, each with a title, a brief description, a BCS logo, and the author "Academy Admin". The first thread is "What does open access data do for Computer Science?", the second is "Open access publishing", and the third is "Kitemarks for degrees". On the right side, there are two sections: "TOPICS" with a list of categories including Funding, Publishing, Employment, Computing, Education, Policy, Research, and Employer engagement; and "ENGAGE" with a "Suggest a discussion" prompt and an "Email us" button.